



C O R P O R A T I O N

MAINTENANCE - PLANTING - DESIGN

P.O. 473 • EASTPOINTE, MI 48021  
(313) 526-3595 / Fax (313) 526-1978  
www.americanlawncorp.com


This is issue #1 of what I hope will be a monthly mailing. Your feedback will be greatly appreciated. We will try to have a mix of news, landscape tips, and maybe a little bit of self-advertising.

I should have started this newsletter last year when things were slow! I think this "recession" is either over or at least getting better. Our phones have never been busier than they have been in the last (2) months. Good news, right?


***Whether you need one plant replaced or an entire new look, we do it all!!!***



American Lawn  
August 2010




*Pavers Installed • Lighting  
Wall Stone • Tree Work  
Trees Planted • Xmas Decor  
Sod • Etc.*



**SEPTEMBER IS A GREAT MONTH TO:**

- *Kill those lawn weeds*
  - *Aerate the lawn*
  - *Overseed the lawn*
  - *Install new plants*



**Jan Ornsten**, president of 49-year-old American Lawn Corp. in Detroit, offers easy tips for summertime plantings.

— Out with the old and in with the new. Remove your tulips and pansies, as they are cooler-weather flowers, especially if they have turned yellow or brown. Plant annuals and/or perennials to add more color to your garden.

— Create a vivid color flow. One of the reasons we love the summer months, Ornsten says, is because of all the beautiful colors. Flowers, plants, bushes and trees are growing, blooming and vibrant. So, create a vivid color flow with annuals such as zinnias and marigolds, which provide consistent color, and perennials such as tulips, irises, daylilies and black-eyed susans, that offer shorter periods of color at different times throughout the season.

— Drainage is a definite. Water is essential in helping flowers grow and bringing forth color. When you water your flowers, keep watering them until you see drainage in the pots. When you're purchasing flower pots, be sure they have drainage holes; otherwise, your flowers may rot.

— Prune away. Trim your flowers by removing dead stems and buds. Use a pruner, as it does a better job. Just be sure that it is sharp. If your flowers are quite dry, you can cut off the stems/buds with your fingers.

**HAVE YOU GOT A FRIEND  
OR NEIGHBOR WHO  
MIGHT BE INTERESTED IN  
OUR SERVICES?**

**PASS THIS LETTER ON.**

